



Make a Basic Plus

1




Fold paper in half lengthwise along a center line. Open.

2




Fold both top corners down to the center line.

3




Fold new top edges to center line again.

4




Fold plane in half along center line.

5



Fold one layer outward to make a "wing."

6



Flip over and fold opposite side to match.

7



At one "wing tip," fold a small flap up to make "tail."

8



Fold other wing tip to match.

9



Adjust folds, spread your wings and fly!