


The Ford Rouge Factory Tour at the Henry Ford:
A Social Narrative Developed by the Autism Alliance of Michigan



Take it forward.™


Things to know before you go:

To go on the Ford Rouge Factory Tour, you will need a special ticket which can be purchased at the ticket counters. You must give this ticket to the attendant on the bus in order to go on the tour.

There are areas at the Ford Rouge Factory Tour that are moderately to extremely loud. If you are sensitive to loud noises, please bring noise-cancelling headphones. You may also borrow noise-cancelling headphones at the Welcome Center at the Henry Ford Museum. Ear plugs may be available at the Ford Rouge Factory Tour.



Going on the tour:




To go on the Ford Rouge Factory Tour, you will need to take a short bus ride. In the winter time, you will wait inside the Henry Ford Museum behind these doors for the bus. In good weather, you will wait outside these doors at the bus stop.



The bus leaves for the Ford Rouge Factory Tour approximately every 20 minutes during open hours. You may want to wait on the bus if the doors are open to make sure you will get a seat. If the bus is full, you will have to wait patiently for the next bus.





When you board the bus, an attendant will scan your ticket. You will then find an open seat to sit in and wait for the bus to depart. If there are no open seats, you may have the option to stand and hold on to a strap that is fastened to the ceiling or wall of the bus. During the bus ride, a video about the Ford Rouge Factory Tour will play.



When you arrive at the Ford Rouge Factory Tour, the bus will stop, and you will be asked to exit. You will enter the Rouge River Factory Tour building and be greeted by staff members.



These staff members will give you a tour guide map, and an introduction to what you will experience inside the tour. It is important to listen carefully to directions, and ask questions if you have concerns about the tour.




The next area of the factory tour you will enter is **Theater 1** (the Legacy Theater). As you approach Theater 1, doors will open automatically and you will be expected to enter promptly. Inside Theater 1, you will find an open seat to sit in, and you will be instructed not to use cell phones or cameras during the video. A documentary about the Ford Rouge Factory will play.



There are 3 large screens, which will activate alternately, and at times there is loud music. There are a few images that may be disturbing to viewers (during the discussion of the creation of labor unions). If you are sensitive to loud sounds, you may want to wear noise-cancelling headphones.



The Ford Rouge Factory Documentary will provide a history about Henry Ford and the Ford Motor Company, the invention of assembly lines and mass production, the Model T car, and political history including war & labor unions related to the Ford Motor Company.



The next area of the factory tour you will enter is **Theater 2** (the Manufacturing Innovation Theater). As you approach Theater 2, these doors will open automatically and you will be expected to enter promptly. Inside Theater 2, you will find an open seat to sit in, and you will be instructed not to use cell phones or cameras during the video. A multi-media presentation will begin about how the Ford F-150 is built.






Theater 2 includes 7 large screens surrounding the theater. During this presentation, you will see the use of strobe lights, lights on the floor, a car that appears to be driving towards you, and moving models of a truck and robotic equipment. You will feel your seat vibrate at times, and you will feel a gust of wind towards the end of the presentation. If you are sensitive to loud sounds, you will want to wear noise-cancelling headphones or you may want to skip this presentation and continue to the observation deck.




The next area of the museum you will enter is the **Observation Deck**. You will take an elevator up to the Observation deck. An attendant will push the button in the elevator, and you will exit the door opposite from which you entered.



The Observation Deck overlooks the Rouge River Plant and the Living Roof. The noise level of people talking varies, however there is no use of music, videos, or special effects. There is an area labeled "Living Roof" where you may touch and explore materials used on the Living Roof. For your safety, keep your feet on the floor at all times, and do not cross the painted lines on the floor, or the guardrails.



Take the elevator down to Floor 2 to the **Mezzanine** to continue your tour. You can push the button on the elevator. At the Mezzanine level, you will find tables and chairs to rest, and vending machines to purchase snacks.





The Mezzanine overlooks the Legacy Gallery.

If you continue through the Mezzanine, you will come to the bridge that takes you to the entrance of the Rouge Factory.



The bridge to the **Rouge Factory** is enclosed, with high ceilings, beams, and large windows.

While you cross the bridge, pay attention to signs and videos which explain the rules for entering the factory.



1. Children must stay with their parents
2. Do not climb on railings
3. No cameras or recording devices
4. Do not distract employees




Remember, it is important to be safe and respectful inside the factory. Stay with the person who brought you. Do not talk to, or wave to the employees working. Do not take pictures. This factory tour will show you real vehicles being manufactured. You will see maps and signs posted throughout the factory tour that explain what is happening at each stage of the production process.




In the factory tour, it is moderately loud. If you are sensitive to loud sounds, noise-cancelling headphones are suggested. There are machines working, so you may smell rubber, metal, or other scents that are new or strong. If you need to take a break, please notify the person you came with.

There is one hands-on exhibit towards the end of the tour, which is clearly labeled and on your right hand side, away from the factory floor. You may touch the steering wheels and equipment at this station ONLY.

You will exit the tour over the same bridge, and arrive back in the Mezzanine.





From the **Mezzanine**, you can choose to take the stairs or elevator down to the Legacy Gallery, Store, and Exit. In the **Legacy Gallery**, you can look at vehicles. You may not touch the vehicles. In the **Factory Store**, you will find souvenirs for purchase. It is important to stay with the person who brought you, and to ask permission to touch or buy items in the store. If you wish to purchase items in the store, you must pay the cashier for them before leaving.



If you choose to go on the **Living Laboratory Walking Tour**, you may ask the attendant as you exit the Ford Rouge Factory Tour. This walking tour involves walking across the street, and taking a short walk around the outdoor area between the Rouge Factory Tour building and the employee parking lot.



It is important to stay with the person who brought you, and follow directions from the tour guide. Always look both ways before crossing the street as busses pull in regularly.



During the tour, stay on the pathway. Do not go into the wetlands. Keep your hands to yourself, and use your eyes to see the plants and wildlife. You may hear traffic nearby, as well as birds in the wetlands. You may see birds, frogs, and bees. The tour guide will explain how the Rouge Plant reuses and recycles materials, how it filters water through plants, and how water is heated through solar power.



When the tour guide takes you near the beehive, stay behind the post and the tour guide at all times. Do not run, scream, or try to touch the bees or beehive.

After the tour, you will cross the street again to go back to the bus stop. ***It is important to stay with the person who brought you, and follow directions from the tour guide. Always look both ways before crossing the street as busses pull in regularly.***



After you have finished your tour, you will board the bus at the bus stop. The bus will take you back to the Henry Ford Museum, where you will exit the bus. At this time you may continue visiting the museum, or you may be leaving the museum for the day.

